








Start simple with MyPlate Plan

The benefits of healthy eating add up over time, bite by bite. Small changes matter. Start Simple with MyPlate.

A healthy eating routine is important at every stage of life and can have positive effects that add up over time. It's important to eat a variety of fruits, vegetables, grains, protein foods, and dairy or fortified soy alternatives. When deciding what to eat or drink, choose options that are full of nutrients. Make every bite count.

Food Group Amounts for 1,400 Calories a Day for Ages 2 to 3 Years

 <p>Fruits</p>	 <p>Vegetables</p>	 <p>Grains</p>	 <p>Protein</p>	 <p>Dairy</p>
<p>1½ cups</p> <p>Focus on whole fruits</p> <p>Focus on whole fruits that are fresh, dried, frozen, or canned.</p>	<p>1½ cups</p> <p>Vary your veggies</p> <p>Choose a variety of colorful fresh, frozen, and canned vegetables—make sure to include dark green, red, and orange choices.</p>	<p>5 ounces</p> <p>Make half your grains whole grains</p> <p>Find whole-grain foods by reading the Nutrition Facts label and ingredients list.</p>	<p>4 ounces</p> <p>Vary your protein routine</p> <p>Mix up your protein foods to include seafood; tofu and other soy products; eggs; beans, peas, and lentils; nut and seed products; and lean meats and poultry.</p>	<p>2½ cups</p> <p>Move to low-fat or fat-free dairy milk or yogurt (or lactose-free dairy or fortified soy versions)</p> <p>Look for ways to include dairy or fortified soy alternatives at meals and snacks throughout the day.</p>



Choose foods and beverages with less added sugars, saturated fat, and sodium.

Limit:









- Added sugars to **less than 35 grams** a day.
- Saturated fat to **less than 16 grams** a day.
- Sodium to **less than 1,200 milligrams** a day.



Be sure to consider food safety when feeding young kids. For more information, visit: [People at Risk: Children Under Five](#) (only available in English).

MyPlate Plan

Write down the foods you offered your child today. Celebrate small wins, bite by bite.

In general, food group targets for a 1,400-calorie* pattern are:	Foods offered	
 <p>1 ½ cups 1 cup of fruits counts as</p> <ul style="list-style-type: none"> • 1 cup raw or cooked fruit; or • ½ cup dried fruit; or • 1 cup 100% fruit juice. 	<hr/> <hr/> <hr/> <hr/>	 <p>Limit:</p> <ul style="list-style-type: none"> • Added sugars to less than 35 grams a day. • Saturated fat to less than 16 grams a day. • Sodium to less than 1,200 milligrams a day.  <p>Be active your way: Children 2 to 5 years old should play actively every day.</p>  <p>Children under age 4 are at risk of choking while eating. For more information, visit: Reducing the Risk of Choking in Young Children at Mealtimes (only available in English).</p>
 <p>1 ½ cups 1 cup of vegetables counts as</p> <ul style="list-style-type: none"> • 1 cup cooked or raw vegetables; or • 2 cups raw or 1 cup cooked leafy greens; or • 1 cup rehydrated dried vegetables; or • 1 cup root vegetables; or • 1 cup 100% vegetable juice. 	<hr/> <hr/> <hr/> <hr/>	
 <p>5 ounce-equivalents 1 ounce of grains counts as</p> <ul style="list-style-type: none"> • ½ cup cooked rice, noodles, or barley; or • ½ bao; or • 1¼ cups congee (rice porridge); or • 1 slice bread or 1 ounce steamed bread; or • 2 ounces dumpling dough (before filling); or • ½ cup cooked pasta or cereal. 	<hr/> <hr/> <hr/> <hr/>	
 <p>4 ounce-equivalents 1 ounce of protein foods counts as</p> <ul style="list-style-type: none"> • 1 ounce seafood, lean meats (including lean organ meats), or poultry; or • ¼ cup (about 2 ounces) tofu (bean curd); or • 1 egg; or • 1 Tbsp thinly spread peanut butter or sesame paste; or • ¼ cup cooked beans, peas, or lentils. 	<hr/> <hr/> <hr/> <hr/>	
 <p>2 ½ cups 1 cup of dairy counts as</p> <ul style="list-style-type: none"> • 1 cup fortified soy milk or yogurt; or • 1 cup lactose-free dairy milk or yogurt; or • 1 cup dairy milk or yogurt; or • 1½ ounces hard cheese, shredded. 	<hr/> <hr/> <hr/> <hr/>	

* This 1,400-calorie pattern is only an estimate of your child's needs. For more examples of foods in the food groups, visit [MyPlate.gov/food](https://www.myplate.gov/food) (only available in English).



使用MyPlate方案，轻松开启健康饮食

健康饮食的益处日积月累，是一口一口吃出来的。小改变带来大不同。
使用MyPlate，轻松开启健康饮食。

在人生的每个阶段，健康饮食习惯都很重要，日积月累形成积极影响。饮食应当包括各种水果、蔬菜、谷物、蛋白质食物、奶制品或强化豆制品，这很重要。在决定吃或喝什么时，要选择营养丰富的食物。让吃的每一口都有利于健康。

面向2到3岁人群每天1,400卡路里的各类食物搭配量

水果	蔬菜	谷物	蛋白质	奶制品
<p>1 ½杯</p> <p>完整吃水果</p> <p>以完整吃水果为主要方式，水果可以是新鲜的、脱水的、冻干的或罐装的。</p>	<p>1 ½杯</p> <p>蔬菜多样化</p> <p>选择各种颜色各异的新鲜、冻干和罐装蔬菜，一定要包括深绿色、红色和橙色的蔬菜。</p>	<p>5盎司</p> <p>全谷物应当占一半</p> <p>阅读营养标签和成分表，可以找到全谷物食物。</p>	<p>4 盎司</p> <p>蛋白质食物多样化</p> <p>蛋白质食物来源多样化，包括：海鲜；豆腐和其他豆制品；蛋类；豆类、豌豆和小扁豆；坚果和籽实产品；以及瘦肉和禽肉。</p>	<p>2 ½杯</p> <p>改为低脂肪或无脂肪的奶或酸奶（或无乳糖的奶或强化豆奶）</p> <p>想方设法在一天的正餐和零食中包括奶制品或强化豆奶制品。</p>



选择糖、饱和脂肪和钠添加量少的食物和饮料。上限：

- 每天添加的糖**低于35克**。
- 每天饱和脂肪**低于16克**。
- 每天钠**低于1.2克**。



在喂幼儿时，一定考虑食品安全。获得更多信息，请访问：[风险人群：五岁以下儿童](#)（只有英文版）。

MyPlate 方案

记下来你今天喂给孩子的食物。庆祝小的胜利，每一口都重要。

一般地，1,400卡路里*模式的各类食物搭配目标如下：	提供的食物	
 <p>1 ½杯 1杯水果的量是：</p> <ul style="list-style-type: none"> • 1杯生的或烹饪过的水果；或 • ½杯脱水水果；或 • 1杯100%纯果汁。 	<hr/> <hr/> <hr/> <hr/> <hr/> <hr/> <hr/> <hr/>	 <p>上限：</p> <ul style="list-style-type: none"> • 每天添加的糖低于35克。 • 每天饱和脂肪低于16克。 • 每天钠低于1.2克。
 <p>1 ½杯 1杯蔬菜的量是：</p> <ul style="list-style-type: none"> • 1杯烹饪的或生的蔬菜；或 • 2杯生的或1杯烹饪的绿叶蔬菜；或 • 1杯泡开的脱水蔬菜；或 • 1杯根茎类蔬菜；或 • 1杯100%纯蔬菜汁。 	<hr/> <hr/> <hr/> <hr/> <hr/> <hr/> <hr/> <hr/>	 <p>以自己的方式保持身体活跃： 2到5岁的儿童每天应多活动。</p>
 <p>相当于5盎司 1盎司谷物的量是：</p> <ul style="list-style-type: none"> • ½杯熟米饭、面条或大麦；或 • ½个包子；或 • 1¼杯粥（大米稀饭）；或 • 1片面包，或1盎司馒头；或 • 2盎司饺子皮（不含馅）；或 • ½杯烹饪的意大利面或谷物。 	<hr/> <hr/> <hr/> <hr/> <hr/> <hr/> <hr/> <hr/>	 <p>4岁以下儿童在进食时有窒息的风险。 获得更多信息，请访问：降低婴幼儿吃饭时窒息风险（只有英文版）。</p>
 <p>相当于4盎司 1盎司蛋白质食物的量是：</p> <ul style="list-style-type: none"> • 1盎司海鲜、瘦肉（包括瘦内脏肉）或禽肉；或 • ¼杯（大约2盎司）豆腐；或 • 1个蛋；或 • 1茶匙薄薄涂抹的花生酱或芝麻酱；或 • ¼杯烹饪过的豆类、豌豆或小扁豆。 	<hr/> <hr/> <hr/> <hr/> <hr/> <hr/> <hr/> <hr/>	
 <p>2 ½杯 1杯奶制品的量是：</p> <ul style="list-style-type: none"> • 1杯强化豆奶或酸奶；或 • 1杯无乳糖奶或酸奶；或 • 1杯奶或酸奶；或 • 1½盎司切丝硬质奶酪。 	<hr/> <hr/> <hr/> <hr/> <hr/> <hr/> <hr/> <hr/>	<p>* 这个1,400卡路里模式只是对您孩子需要的估计。 各类食物的例子，请访问：MyPlate.gov/food（只有英文版）。</p>